

THE GS 450h



 LEXUS



THE GS 450h

“In developing the GS 450h, our objective was to create a luxury hybrid sedan with outstanding presence and high performance.”

YOSHIHIKO KANAMORI,
GS 450h Chief Engineer

CONTENTS

The GS 450h	4 - 45
Select	46 - 63

THE WORLD'S FIRST FULL HYBRID PERFORMANCE SEDAN

The Lexus GS 450h is both a luxury sedan and a driver's car. Here, style, dynamic performance and comfort co-exist in complete harmony.

At first glance, the appeal of the GS 450h is its elegance and grace. However, its design is also compelling. Look closer and it progressively reveals more. Subtle, intriguing details begin to take shape. Each element works with the next to achieve a perfect balance. After just a few moments it becomes apparent that there's much more to this car than initially meets the eye.

And indeed there is. The GS 450h features the first ever Full Hybrid drivetrain to power a rear-wheel drive car. Delivering breathtaking performance combined with low emissions and fuel consumption.





FORWARD THINKING

Using new technologies and radical, progressive thinking to innovate and push boundaries, Lexus has revolutionised the luxury car market with world-class products such as the GS 450h sedan.

Take Lexus Hybrid Drive, for instance, that's at the heart of this unique car. By intelligently combining an ultra-efficient petrol engine with a high-output electric motor, it achieves what was previously impossible: the power and acceleration of a high-performance luxury model with the impressive fuel economy and lower emissions of a smaller car.

For class-leading safety, the GS 450h is available with one of the world's most advanced Pre-Crash Safety systems. It uses millimetre-wave radar to detect dangers ahead, and takes pre-emptive action to avoid them.

And now the GS 450h can also be ordered with the very latest Mark Levinson® Premium Surround System, while state-of-the-art Gracenote® software lets you manage your favourite CDs on the car's hard disk.

LEADING-EDGE DESIGN

The ethos of Lexus L-finesse design is similar to that of Aikido, the Japanese martial art - to attain maximum power from minimal movement. This approach is personified in the GS 450h, where strength and dynamism are achieved with subtlety and composure.

The car expresses its inspired capabilities with cultured discretion. Observe its side profile: the raised shoulder line flowing smoothly into muscular rear flanks, which then taper into powerful LED light clusters atop a strongly sculpted rear bumper and twin sports exhausts.

Then consider the exceptionally narrow gaps between panels. Not only do these add to the cohesive quality of the design, they also offer very practical benefits: the reduction of wind noise and improved aerodynamics. The air then passes over some of the finest paintwork available on a car today. This is the result of careful hand-sanding after the primer coat and between the two topcoats.



HIGH PERFORMANCE, LOW EMISSIONS

The GS 450h high-performance Full Hybrid sedan takes an important step forward by minimising environmental impact and maximising driving pleasure. This is made possible by Lexus Hybrid Drive, which intelligently combines an ultra-smooth 3.5-litre V6 petrol engine with a powerful electric motor and an advanced compact battery. Working together, engine and motor provide a maximum combined output of 254 kW. When accelerating firmly, the driver experiences astonishingly smooth linear power, with none of the jumps of a conventional transmission, achieving 0 - 100 km/h in just 5.9 seconds. And, although the GS 450h can match the torque and acceleration of a V8 engine, the vehicle's innovative hybrid drivetrain delivers low emissions of just 179 g/km of CO₂.

Underscoring its astonishing performance, the GS 450h has also won numerous international awards, with experts specifically praising its drivetrain for providing the power of a 4.0-litre engine, with the fuel consumption and emissions of a much smaller engine.

GS 450h Performance Data:

- System power: 254 kW
- Acceleration: 0-100 km/h in 5.9 seconds
- Max. speed: 240 km/h (electronically restricted)
- Combined fuel consumption: 7.7 l/100 km
- Combined CO₂ emissions: 179 g/km





LEXUS: PIONEERS OF HYBRID

At present, Lexus is still the only luxury car manufacturer to offer a comprehensive range of Full Hybrid vehicles. Each one features an incredibly advanced powertrain. This provides you with the ultimate ride, smooth linear acceleration, better fuel economy and far fewer harmful emissions. All this, together with unsurpassed luxury.

However, not all hybrids are created equal, and hybrid technology can vary from one car manufacturer to another. Generally, there are two types of hybrid vehicles: Mild Hybrids and Full Hybrids. With a Mild Hybrid vehicle, the petrol or diesel engine is usually the major power source, while the electric motor merely assists the engine. For the vehicle to operate, the petrol (or diesel) engine must be turned on. In the more advanced hybrid vehicles, known as Full Hybrids, the combustion engine and electric motor work alongside each other, seamlessly. These vehicles not only start using electric power alone, but can also be driven solely by electric power. At Lexus, all our hybrid vehicles are - and have always been - Full Hybrids.

INNOVATIVE FULL HYBRID ENGINEERING

For breathtaking performance and very low emissions, the Full Hybrid GS 450h intelligently combines a 3.5-litre V6 petrol engine with a high-output electric motor, advanced compact battery, sophisticated hybrid transmission and breakthrough Power Control Unit.

3.5-LITRE V6 PETROL ENGINE

The lightweight all-aluminium 3.5-litre V6 engine develops 218 kW @ 6,400 rpm and 368 Nm of torque at 4,800 rpm. It's highly responsive, yet also remarkably smooth. The engine benefits from a D-4S direct fuel injection system that features two injectors per cylinder to ensure optimum engine efficiency and higher torque, while also minimising fuel consumption and emissions.

HIGH-PERFORMANCE ELECTRIC MOTOR

The compact design and low weight of this water-cooled synchronous motor have, together with advances in its electro-mechanical operation, resulted in very smooth and quiet operation. Running on a 650 V current, the motor delivers 147 kW of power and an astonishing 275 Nm of instantaneous torque.

ADVANCED COMPACT BATTERY


This is where the electric power generated by Lexus Hybrid Drive is stored until it's required. Installed behind the rear seat, the Nickel-Metal Hydride advanced compact battery provides high power output in relation to its light weight. Built for longevity, it does not require recharging from an outside power source (nor does it require periodical replacement).

POWER CONTROL UNIT

The Power Control Unit (PCU) is the brain of Lexus Hybrid Drive. Little larger than a normal car battery, it seamlessly controls the allocation of the car's power resources to ensure optimum efficiency at all times. The PCU makes sure you get massive power when you need it. At other times, it is efficiently storing electricity for later use.

HYBRID TRANSMISSION

The two motive forces of Lexus Hybrid Drive are combined via the Electronic-Continuously Variable Transmission, a planetary automatic transmission with infinitely variable gear ratios that continuously change depending on vehicle speed and engine rpm. The result: gear changes so smooth that they are almost impossible to discern.





HYBRID INTELLIGENCE

The GS 450h is a fascinating car to drive, with its energy management overseen by an advanced Power Control Unit (PCU) that constantly optimises power distribution according to your needs - and those of the environment.

When you need to accelerate hard, the PCU puts the combined resources of the V6 petrol engine and the electric motor at your disposal. At other times - when braking or descending a hill for example - the PCU charges the battery, making use of kinetic energy that in other cars is wasted as heat. Moreover, whenever the system senses it can do so, it will switch off the engine to reduce fuel consumption and harmful emissions.

At low speeds - in city traffic, for instance - power may come solely from the electric motor. It's near silent and free of all emissions - not just CO₂ but also NO_x and particulates. And that means cleaner air for all to breathe.





“Even at rest, the GS 450h shows unmistakable dynamism. This comes from the car’s long wheelbase, elegant cabin profile, and the resolute look we created by designing a low front grille and raised headlights.”

SIMON HUMPHRIES,
Group Manager, Global Design Management Division

PEACE AND TRANQUILLITY

The GS 450h offers an extraordinarily quiet driving experience. To reduce wind noise the car has excellent aerodynamics, with a class-leading coefficient of drag. This is the result of many months of computer-modelling, thousands of hours of real life wind tunnel testing – and the most extreme attention to detail.

The smooth, flowing bodywork of this sedan offers little air resistance, enhanced by the finest tolerances between panels, minimal protrusions, and an almost flat underside. These factors ensure that, even at very high speeds, the car generates little wind noise.

Great effort has also been made to prevent sound entering the interior. Special insulating materials surround the cabin, while the meticulous design of details such as external bodywork seals, weather strips and door and window frame mouldings help to reduce sound levels. And, to further minimise road noise, the GS 450h is fitted with rubberised underbody floor covers and sound-absorbing rear wheel arch liners.





SPORTS DYNAMICS

The agile GS450h is first and foremost a driver's car - albeit an exceptionally refined one. Thanks to a rigid chassis and specially developed suspension, steering is effortlessly smooth, and responses are precise and predictable - to deliver high-speed stability and a rewarding, well-controlled ride.

Adaptive Variable Suspension enables the driver to fine-tune ride characteristics through a choice of two damper settings: 'Normal' and 'Sport'. For even more dynamic control, optional Active Stabilisers are available.

Speed-sensitive Variable Gear Ratio Steering and state-of-the-art Vehicle Dynamics Integrated Management (VDIM) are fitted as standard. Our innovative VDIM enables the car's many stability and control systems to work together much more effectively than if they acted independently. As well as providing engaging driving dynamics, VDIM also anticipates difficult situations and makes corrections long before they get out of hand.



EXQUISITE QUALITY

In the GS 450h, quality is affirmed by every sense. Where wood is used, we've selected some of the world's finest veneers, and applied many coats of lacquer to give them an ultra-high gloss, scratch-resistant finish.

Beauty is also in the detail. Every GS 450h is carefully checked by eye and laser for body panel and panel gap accuracy, while doors are computer tested to ensure each one requires the same closing effort. The gap between the instrument panel and door trim - vital for low cabin noise - is also checked to ensure it falls within the ultra-tight tolerances that are the hallmark of every Lexus sedan.

At our award-winning Tahara factory, we recognise that there are still many automotive manufacturing processes in which human skills far exceed those of even the most sophisticated automated systems. This is why, in the manufacture of the GS 450h, sensitive hands wet-sand paintwork between coats and sharp eyes check for a flawless finish to paintwork.





LEXUS HOSPITALITY

A highly refined sense of hospitality has always been extremely important in Japanese culture. You can experience this cultural influence throughout the GS 450h, where we have taken great efforts to anticipate your needs and make you feel at home.

Consider, for example, the way this sedan welcomes you. The electronic key in your pocket or bag informs the car you're approaching. As you come closer, the GS 450h recognises the key's unique identification code. All you have to do then is touch any door handle or the boot release and it will unlock. Once you're inside the car, simply press the start button and you're on your way.

The car's lights also provide a courteous welcome. Through a carefully choreographed lighting sequence, the GS 450h guides the driver and passengers into the car, anticipating their needs every step of the way.

"We want you to feel welcome and effortlessly at home in the GS 450h."

YOSHIHIKO KANAMORI,
GS 450h Chief Engineer



SCULPTED FINESSE

The ambience inside the GS 450h is unique - fusing luxury, contemporary style and intelligent technology.

The aesthetic flow of sculpted components - such as the sweeping dashboard, centre console and instrument binnacle - unifies the design and soothes the senses. Meticulously selected materials such as exquisite woods, metal highlights and fine leathers also add to this feeling of unity and calm. Not least because the quality of fit and finish are, as you would expect with Lexus, second to none.

From the earliest design stage, our engineers strived to avoid noise and vibration - thus ensuring the GS 450h cabin is a quiet, relaxing refuge from the noise and bustle of the outside world. It's a sedan where, for your comfort, even the centre console armrest and glove box compartment open with the controlled speed and harmonic precision of a traditional Japanese sliding door.

"The GS 450h is a car that pleases all of the senses. The driver engages with it, moves with it and becomes one with it. Everything is designed to appeal at a human and emotional level."

YOSHIHIKO KANAMORI,
GS 450h Chief Engineer



SOPHISTICATED COMFORT

Driving the Lexus GS 450h is a relaxed and pleasing experience. Extremely comfortable, especially on the longest of journeys, the 8-way electrically adjustable front seats combine snug lateral support with a broad shoulder area. Seats are available with both heating and fan-assisted air conditioning.

In the GS 450h there's little to distract you while driving. Main commands can be performed by voice control or on the Electro Multi-Vision display. Controls that are not required so often - such as those for parking assist sensors, headlamp cleaners and electric door mirrors - are conveniently integrated into a drop-down instrument pod located near the steering wheel.

To reduce eye-fatigue, and therefore increase safety, the instrument display in the GS 450h actively combats glare and enhances clarity. This is made possible by Electro Chromatic glass, whose degree of transparency can be altered electrically by up to 70% according to the light conditions. The Optitron instrumentation features high quality, metal-faced analogue dials with crisp, white illumination and LED indicator needles.





ERGONOMIC EXCELLENCE

It's immediately apparent that the GS 450h is a very special sedan. Everything you touch communicates an unambiguous message of quality - from the leather-covered steering wheel to the hand-polished wooden trim.

Deeply relaxing, the front seats feature comprehensive electric adjustment so you can always find the perfect driving position, whilst the steering wheel is telescopic and multi-adjustable for tilt.

For maximum comfort, our design team also carefully examined the sensory effect of every switch and lever in the cabin to ensure they feel just right and give reassuring feedback.

The highly intuitive Electro Multi-Vision display is your main information and entertainment resource. It incorporates touch-screen operation of audio, air conditioning, navigation and telephone controls. For extra safety and convenience, it also features the latest voice recognition technology and can respond to up to 200 spoken commands relating to the navigation, audio and air conditioning functions.

ADVANCED NAVIGATION AND PARKING

The GS 450h range offers the option of an advanced navigation system, which is accessed through the car's central Electro Multi-Vision (EMV) display. Thanks to a 40 GB Hard Disk Drive, it is one of the fastest and most user-friendly systems available today, featuring a dual-map display (large scale and small scale). The digital graphics look just like traditional printed maps so they appear familiar and are easy to understand. Key points of interest are shown in lifelike 3D graphics.

The car's sophisticated navigation system can be directed to navigate by address, stored destinations or points of interest. It will even calculate your arrival time, offer a variety of routes, and tell you where to find your nearest petrol station. In countries with Dynamic Route Guidance (DRG)*, the navigation unit is constantly updated on traffic delays and can suggest alternative routes.

For trouble-free parking, the GS 450h also features an optional Parking Assist Monitor. Operating through the EMV display, this shows a full-colour video image of the area behind the car. Even greater ease and manoeuvring accuracy is promoted by screen-generated guidelines, which indicate the ideal reversing path of the vehicle based on your steering position.

* DRG is available in countries using the RDS radio system. The Traffic Messaging Channel will then enable the use of DRG.





DIGITAL ENTERTAINMENT

The perfect environment in which to enjoy music, videos, or other digital media, the GS 450h has a 10-speaker stereo system as standard, but can also be ordered with peerless 14-speaker Mark Levinson® Premium Surround System. Lexus and Mark Levinson spent many hundreds of development hours optimising and matching the Premium Surround System to the audio properties of the GS 450h passenger cabin.

As a result, passengers enjoy the exceptional fidelity and clarity of 5.1-channel surround sound for their favourite CDs and DVDs. With this system, the Hard Disk Drive also functions as a sound library; CDs can be saved onto the hard disk and managed with state-of-the-art Gracenote® software that catalogues data such as artist's name, album name and track name.

Also, all models come with Bluetooth® mobile phone connectivity, an auxiliary input and USB port for iPods® or other media players. And, true to its forward-thinking concept, the GS 450h is also DAB (Digital Audio Broadcasting) 'ready'.



CLIMATE CONTROL

In the GS 450h you'll enjoy a climate of peace and well-being, thanks in part to air that's distributed quietly and evenly throughout the cabin, without unwelcome drafts, via numerous strategically placed vents.

Electronic climate control is fitted as standard, offering independent left and right control, as well as automatic control of upper and lower cabin air zones. Precise temperature is maintained by a variety of sensors that monitor sunlight, temperature and humidity. Even if sunshine warms the upper body of driver or passengers, upper and lower temperature will automatically be controlled to compensate and provide just the right amount of comfort.

Ensuring air in the GS 450h is fresh and healthy, a clean air filter reduces airborne particles, including pollen and dust. Also, the system constantly monitors outside air quality for traffic fumes and, if necessary, switches to internal air circulation until it senses that external conditions have improved sufficiently.





INTELLIGENT DRIVER SUPPORT

In the GS 450h, as with all Lexus cars, our focus on safety is absolute. By creating a car that is relaxing to drive, intuitive to operate and free of tiring distractions, the GS 450h allows you to concentrate fully on the road ahead.

Ergonomic excellence is apparent throughout the car, with features like an exceptionally comfortable driving position and Optitron instruments to enhance instrument clarity. Outstanding soundproofing reduces noise and hence stress, while optional voice control lets you keep both hands securely on the wheel. For safer driving at night an Intelligent-Adaptive Front-lighting System is standard, helping you to see round corners without dazzling oncoming traffic.

For even greater confidence on the road, especially when cornering, the GS 450h also features Vehicle Dynamics Integrated Management (VDIM) as standard. By integrating all the car's Electronic Brake force Distribution, Brake Assist, Traction Control and Vehicle Stability Control systems, VDIM delivers a level of intervention that's much smoother and more proactive than if each application had to work independently.



PRE-CRASH SAFETY SYSTEM

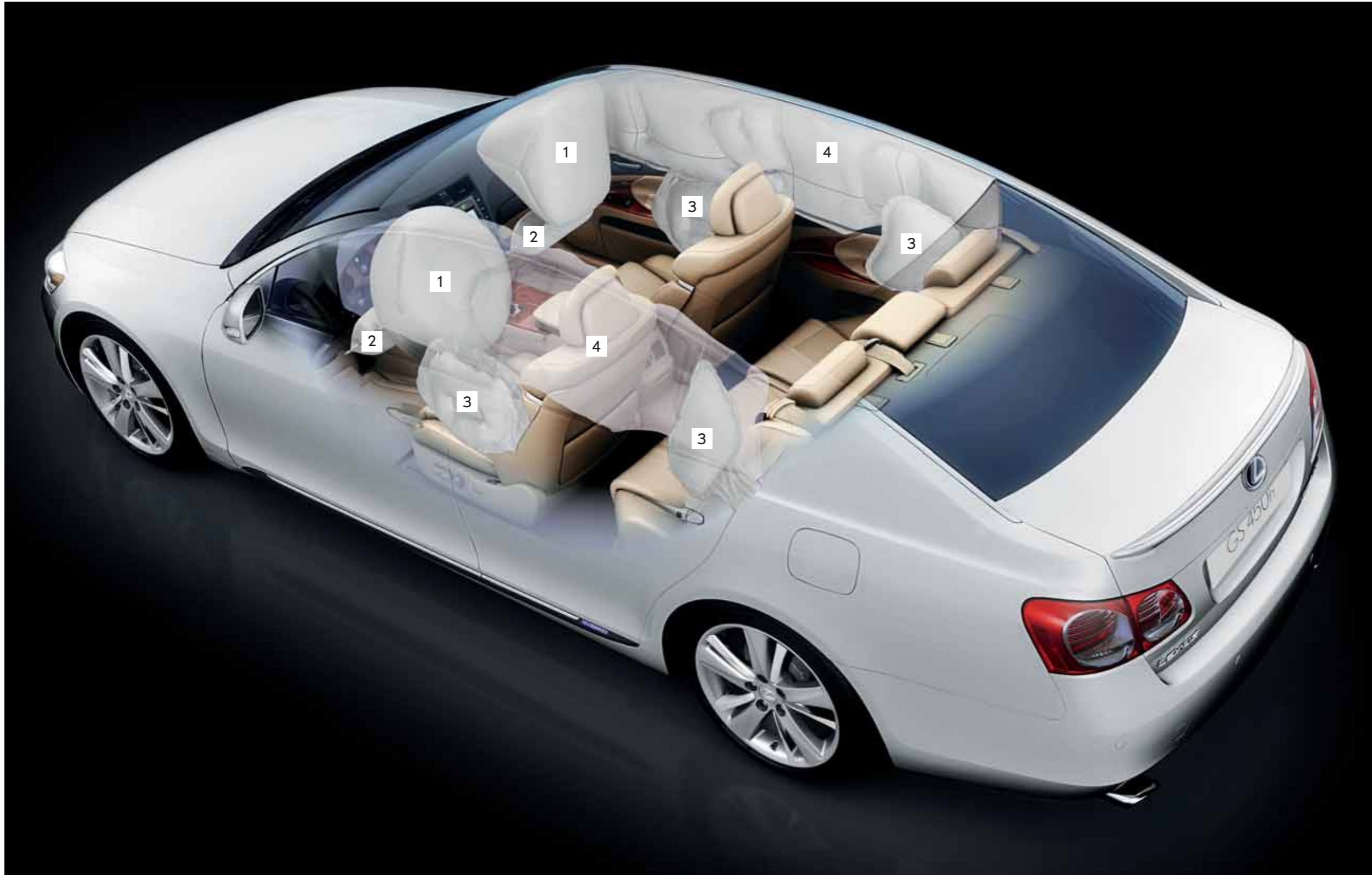
The optional Pre-Crash Safety System (PCS)* available on the GS 450h helps maximise your safety in the critical split seconds before an impending accident. First, a millimetre-wave radar sensor detects objects in front of the car. Computing this input – together with data on your car's driving characteristics, including speed – the system instantaneously evaluates if a collision is imminent. If it is, PCS activates the Pre-Crash Brake Assist to support you with additional braking power, thus helping to reduce impact speed.

PCS will also adjust the car's Adaptive Variable Suspension to sharpen handling and reduce nose dive during heavy braking. And, to further reduce the risk of injury, Pre-Crash front seatbelts are automatically retracted in the instant before impact.

The optional PCS comes with Adaptive Cruise Control (ACC), which uses the same millimetre-wave radar technology. ACC enables the GS 450h to maintain a safe, set distance behind the vehicle ahead, even if that vehicle varies its speed. Once the road ahead is clear, ACC automatically returns to the originally specified cruising speed.

* Please note: the Pre-Crash Safety System is designed to help reduce crash speed and damage in certain frontal collisions only. It is not a collision avoidance system. Adaptive Cruise Control is designed to reduce the amount of driver effort required when travelling longer distances. Neither system is a substitute for safe and attentive driving. System effectiveness depends on many factors, such as speed, driver input, climate, weather and road conditions. Please also note our Pre-Crash Safety System with Adaptive Cruise Control is not available in all countries, so please consult your local Lexus Authorised Retailer regarding availability in your country.





360° PROTECTION

The GS 450h sports sedan surpasses all worldwide crash safety requirements and surrounds you with intelligent safety technology. Large side airbags - to protect some of the most vulnerable parts of the body - are located within the seats themselves, ensuring that they are always in the ideal location, irrespective of the position of the seats.

Beside you, Curtain Shield airbags provide yet further protection. If a sensor in the lower part of the centre pillar detects a collision, both these and the side airbags are deployed. If the sensor in the lower part of the quarter pillar detects a collision, only the Curtain Shield airbags are deployed.

All airbags - and there are up to 10 - operate alongside seatbelts with pretensioners, which instantly restrain the body in the event of an impact.

In addition, Whiplash Injury Lessening seats incorporate an innovative active head restraint and seat back that help decrease neck motion in a collision. So, should you suffer a rear end impact, the seat will absorb energy to minimise the whiplash-inducing movement between your head and torso.

1. Driver and front passenger airbags
2. Driver and front passenger knee airbags
3. Front and rear side airbags
4. Full length side curtain airbags



SELECT

Technical data	48 - 49
Standard equipment	50 - 51
Options and packages	52 - 57
Interior colours	58 - 59
Exterior colours	60 - 61
The ownership experience	62 - 63

GS 450h

TECHNICAL DATA

ENGINE

Capacity (cm ³)	3456
Cylinders/valves	V6/24
Valve mechanism	Dual VVT-i
Fuel type	Petrol, 95 octane or +
Max. power (kW @ rpm)	218 @ 6400
Max. torque (Nm @ rpm)	368 @ 4800

TRANSMISSION

Driven wheels	Rear-wheel drive
Transmission	Hybrid drive transmission, incorporating Electronic-Continuously Variable Transmission (E-CVT) with sequential shift mode and 2-stage motor speed reduction device

HYBRID DRIVE

Maximum system output (kW)	254
Electric motor	
- Type	AC synchronous, permanent magnet
- Maximum output (kW)	147
- Maximum torque (Nm)	275
Electric generator	
- Type	AC synchronous, permanent magnet
- Voltage (V)	650
High voltage battery	
- Type	Nickel-Metal Hydride (Ni-MH)
- Voltage (V)	288

PERFORMANCE

Max. speed (km/h)	240
0-100 km/h (s)	5.9
80-120 km/h (s)	4.7

FUEL CONSUMPTION* (l/100 km)

Urban	9.3
Extra urban	7.1
Combined	7.7

CO₂ EMISSIONS* (g/km)

Emissions level	Euro V
Urban	215
Extra urban	163
Combined	179

BRAKES

Front	Ventilated discs
Rear	Ventilated discs

SUSPENSION

Front	Double wishbone
Rear	Multi-link

STEERING

Type	Rack and pinion
Turns (lock to lock)	2.7 - 3.7
Minimum turning radius (m)	5.2

WEIGHTS (kg)

Gross vehicle weight	2355
Kerb weight (min.-max.)	1860 - 1930
Towing capacity (w/brakes)	2000
Towing capacity (w/o brakes)	750

DRAG COEFFICIENT

Cd value	0.27
----------	------

CAPACITIES (l)

Fuel tank	65
Luggage compartment	320

* The fuel consumption and CO₂ values are measured in a controlled environment, in accordance with the requirements of Directive 80/1268/EEC incl. its amendments, on a vehicle with European Standard equipment. For further information, or if you are interested in purchasing a vehicle with European Standard equipment, please contact your Lexus Authorised Importer.

The fuel consumption and CO₂ values of your vehicle may vary from those measured. Driving behaviour as well as other factors (such as road conditions, traffic, vehicle condition, tyre pressure, installed equipment, load, number of passengers, etc.) play a role in determining a car's fuel consumption and CO₂ emissions.



GS 450h

STANDARD EQUIPMENT

ACTIVE SAFETY & DRIVING DYNAMICS

Adaptive Variable Suspension (AVS) with normal/sport modes
 Anti-lock Braking System (ABS)
 Brake Assist System (BAS)
 Electric Power Steering (EPS), speed-sensitive
 Electronic Brake force Distribution (EBD)
 Electronically Controlled Braking (ECB)
 Traction Control System (TRC)
 Tyre Pressure Warning System (TPWS)
 Variable Gear Ratio Steering (VGRS)
 Vehicle Dynamics Integrated Management (VDIM)
 Vehicle Stability Control (VSC)

PASSIVE SAFETY

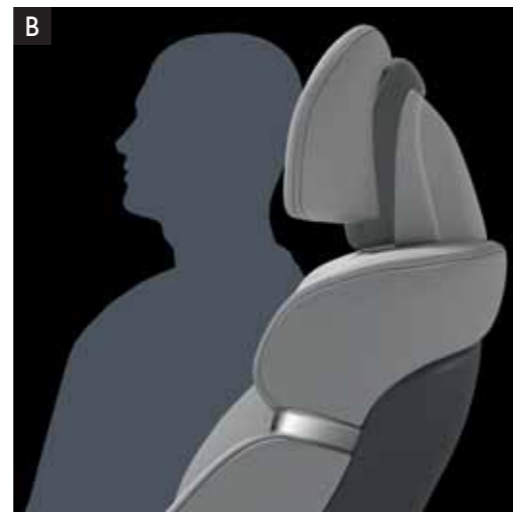
2-stage airbags, driver and front passenger
 Airbag cut-off switch, front passenger
 Audible and visual front seatbelts reminder
 Full-length curtain shield side airbags, left and right
 ISOFIX attachment, outer rear seats
 Knee airbags, driver and front passenger
 Seatbelt pre-tensioners, front and rear outer seats
 Thorax Abdomen Pelvis (TAP) side airbags, driver and front passenger
 Whiplash Injury Lessening (WIL) front seats with active headrests

SECURITY

Anti-theft system
 - immobiliser
 - intrusion sensor
 - siren
 Auto door locking

EXTERIOR

17" alloy wheels, 7-spoke design
 - 225/50 R17 tyres
 Door mirrors
 - electrically adjustable, folding and heated
 - electro chromatic (auto-dimming)
 - integral turn signal indicators
 Easy boot close (soft shut)
 Front foglights
 High Intensity Discharge (HID) xenon headlights
 - auto-levelling
 - pop-up cleaners
 Intelligent-Adaptive Front-lighting System (I-AFS)
 Light Emitting Diode (LED) tail and brake lights
 Ultra Violet (UV) and heat insulating tinted glass
 Water-repellent glass, front door windows



- A. Passive safety
- B. Active headrest
- C. 17" alloy wheel, 7-spoke design
- D. Power button
- E. 7" touch-screen EMV display
- F. USB port and AUX socket



AUDIO, COMMUNICATION & INFORMATION

7" touch-screen Electro Multi-Vision (EMV) display
 10-speaker premium audio system
 - FM/AM RDS tuner
 - in-dash, single-slot 6-CD autochanger
 - MP3/WMA compatibility
 - USB port and AUX socket for audio connectivity
 Bluetooth® mobile phone connectivity
 Energy monitor
 Multi-information display in centre instrument cluster
 Optitron instrumentation, electro chromatic (auto-dimming)
 Power meter
 Steering wheel mounted controls for audio and phone

INTERIOR COMFORT AND CONVENIENCE

Cruise control
 Easy exit and entry facility (retracting steering wheel)
 Electronic climate control air conditioning system
 - automatic recirculation mode
 - clean air filter with pollen removal mode
 - separate driver/passenger temperature controls
 Fabric interior trim
 Front seats, electrically adjustable
 - 8-way adjustment, driver and passenger
 Illuminated entry system with puddle lamps
 Leather trimmed steering wheel and gearshift lever
 Light Emitting Diode (LED) interior lighting
 Lumbar support, electrically adjustable for front seats
 One-touch electrically operated windows, front and rear
 Rear centre armrest
 Rear-view mirror, electro chromatic (auto-dimming)
 Smart entry and start system
 Steering wheel, electrically multi-adjustable
 Wood inlays, doors and lower centre console

GS 450h

OPTIONS AND PACKAGES

SINGLE OPTIONS

18" alloy wheels, 5 double-spoke design with 245/40 R18 tyres ^A

Card key ^B

DAB (Digital Audio Broadcasting) radio upgrade module

Electric active stabilisers with run-flat tyre technology ^C

Electric sunroof ^D

Leather and wood trimmed steering wheel and gearshift lever ^E

Pre-Crash Safety System (PCS) with Adaptive Cruise Control (ACC) ^F

Rear spoiler ^G

PACKAGES

Leather package



Luxury package

Navigation package

Navigation and multimedia package

Semi-aniline leather package

Please note, not all options and packages are available in all countries. Certain options and packages need to be ordered in combination with one another or cannot be ordered together. Please consult your local Lexus Authorised Retailer for further information regarding availability and ordering details in your country.



LUXURY PACKAGE

The GS 450h is highly specified as standard. But you can further add to the style, safety, comfort and convenience of your GS 450h by specifying our Luxury package.

LUXURY PACKAGE

- Rear side airbags
- Rear sunshade, electrically operated
- Rain-sensing wipers
- Parking assist sensors - steering guided
- Parking assist monitor



- A. Rear side airbag
- B. Rear sunshade
- C. Rain-sensing wipers
- D. Parking assist sensor
- E. Parking assist monitor

LEATHER PACKAGES

You can upgrade the interior of your GS 450h with either an attractive leather package or the luxurious semi-aniline leather package.

Semi-aniline leather feels more natural and softer to the touch and retains these qualities as it wears over time.

Only minimal differences can be seen in print between normal and semi-aniline leather. The best way to experience these leathers is by touch and feel. Your local Lexus Authorised Retailer will be pleased to show you original samples of both leather types.


LEATHER PACKAGE

- Perforated leather seats
- Front seat heating
- Memory for front seats, door mirrors and steering wheel

SEMI-ANILINE LEATHER PACKAGE

- Perforated semi-aniline leather seats
- Front seat heating and ventilation
- Memory for front seats, door mirrors and steering wheel

- A. Semi-aniline leather package
- B./C./D. Upholstery swatches for the leather package



NAVIGATION AND MULTIMEDIA PACKAGES

NAVIGATION PACKAGE

The standard fitment large colour touch-screen can display navigational guidance when you specify this advanced optional package.

The Hard Disk Drive navigation system covers the majority of Europe and features a dual-map display facility - large scale and small scale. Fast and user-friendly, you can tell this intelligent system where you want to go by address, stored destinations or points of interest. An advanced element of this navigation system is Dynamic Route Guidance (DRG)* which provides the latest traffic information updates, allowing the system to help you avoid delays.

This sophisticated package also includes a parking assist monitor, which displays the view behind the car and provides on-screen guides to assist you when reversing.

Many systems can also be activated by voice command while you are driving.

NAVIGATION PACKAGE

- Hard Disk Drive navigation system
- Dynamic Route Guidance (DRG)*
- GPS linked clock
- Parking assist monitor, with on-screen guides
- Voice command (navigation, audio, climate control, phone)**

* Dynamic Route Guidance (DRG) is not available in all countries.

** Recognises English, French, German, Italian, Spanish, Dutch and Russian voice commands only.

- A. Destination navigation screen
- B. Pan-European navigation
- C. Parking assist monitor, with on-screen guides



NAVIGATION AND MULTIMEDIA PACKAGE

Comprising all the elements of the navigation package detailed opposite, this state-of-the-art equipment pack includes an upgraded In Car Entertainment system featuring a number of multimedia applications.

The audio is upgraded to the exclusive Mark Levinson® Premium Surround System. Each of the 14 speakers is tailored specifically to the acoustic properties of its location within the GS cabin, providing you with a true home theatre experience in 5.1 surround sound.

This Mark Levinson® system also features a single-slot 6-CD/DVD player, so you can listen to your choice of CDs as you drive, or watch your favourite DVDs whilst stationary. And by using the Hard Disk Drive technology, you can save CDs onto the car's hard disk and catalogue them using state-of-the-art Gracenote® software. The 'Sound Library' can store up to 10 GB of music files, which equates to approximately 2,000 individual tracks.

NAVIGATION AND MULTIMEDIA PACKAGE

In addition to the Navigation package (see page opposite):

- 14-speaker Mark Levinson® Premium Surround System
- 5.1 surround system
- DVD video playback facility
- Hard Disk Drive sound library with Gracenote® database
- in-dash, single-slot, 6-CD/DVD player

- D. Mark Levinson® Premium Surround System
- E. Gracenote® sound library
- F. DVD video playback screen



INTERIOR COLOURS

FABRIC (Standard)

- A. Black
- B. Ivory
- C. Light Grey

LEATHER (Optional)

- D. Black
- E. Ivory
- F. Light Grey

SEMI-ANILINE LEATHER (Optional)

- G. Black
- H. Ivory
- I. Light Grey
- J. Venaro Grey

WOOD INLAYS (Standard)

- K. Red walnut (Supplied with Black)
- L. Medium brown bird's eye maple (Supplied with Ivory)
- M. Grey bird's eye maple (Supplied with Light Grey and Venaro Grey)

Please note: images G/K, H/L, I/M and J/M on page 59 illustrate optional semi-aniline leather with standard wood inlays. Images are intended to illustrate interior colour combinations only.



EXTERIOR COLOURS

WHITE PEARL (077 CS)



PEARL SILVER (1G5 MC)



STARLIGHT BLACK (217 GF)



MORELLO RED (3R1 CS)



SILVER MIST (1F2 ME)



DARK GRANITE (1G0 MC)



SAND ECRU (4U7 ME)



DEEP EMERALD (6V6 MC)



BLACK* (212 S)



DARK OPAL (214 MC)



MIDNIGHT BLUE (8V3 MC)



* Solid colour

Please note: due to printing variances, actual paintwork colours may vary slightly from those illustrated.

THE OWNERSHIP EXPERIENCE

We see caring for your Lexus as the equivalent of caring for you. Every member of the Lexus team has contributed their skills and dedication to ensure that you experience the very highest levels of care. This extends to every aspect of our service. Excellence is more than just a goal - it is a passion for every one of us.

LOOKING AFTER YOUR LEXUS

LEXUS SERVICE

Lexus Service is an invitation for you to entrust the well-being of your Lexus to dedicated professionals and an opportunity for us to provide unparalleled levels of care.

PROFESSIONAL CARE

We recommend that you always have your car serviced by a Lexus Authorised Repairer. All our certified diagnosis Master Technicians are continuously kept up to date on Lexus servicing, engineering and technology.

ENVIRONMENT

To reduce waste, parts replaced during servicing are collected and recycled, while air conditioning refrigerants are also recovered and reused. We are researching more efficient dismantling technologies for the time when the working life of your Lexus is over, and are developing ways to use shredder residue previously considered unrecyclable.

END-OF-LIFE VEHICLES

The legislation on end-of-life vehicles offers Lexus drivers a new and innovative way of returning their old vehicle to the producer.

WARRANTIES

3-YEAR COMPREHENSIVE WARRANTY

This covers any defect attributable to a manufacturing or assembly fault under normal use. It applies for three years or 100,000 km (60,000 miles), whichever comes first, with no mileage limitation in the first year.

3-YEAR SURFACE RUST AND PAINTWORK WARRANTY

This warranty covers your vehicle for surface rust and paint defects appearing on any of the painted body panels due to a fault in material or workmanship. There is no mileage restriction.

12-YEAR CORROSION WARRANTY

The warranty offers 12 years' coverage, regardless of mileage, against perforation of bodywork (from inside to outside) that develops due to corrosion caused by faults in material or workmanship.

5-YEAR HYBRID COMPONENT WARRANTY

For hybrid models, certain components within the hybrid drivetrain system have a 5-year or 100,000 km (60,000 miles) warranty, whichever comes first. For more information, please contact your Lexus Authorised Retailer.

These warranties are transferable to subsequent owners.

MOBILITY

We want to ensure that you enjoy driving your Lexus anywhere in Europe with complete peace of mind. This is why we provide free Lexus Euro Assistance 24* for the first three years of ownership. This programme ensures your mobility, to take you where you need to go. Part of this could include, for example, towing, hotel accommodation, car hire, repatriation of the vehicle and many more services should your Lexus be immobilised, stolen, or involved in a collision.

* Please note: conditions may vary between countries. Please consult your Lexus Authorised Retailer or Repairer for details.





EXPERIENCE THE GS 450h

The only way to truly understand what makes Lexus cars so special is to drive one yourself. Please contact your nearest Lexus Authorised Retailer or national Lexus website to arrange a test drive of the GS 450h.

© 2010 Lexus Europe* reserves the right to alter any details of specifications and equipment without notice. Details of specifications and equipment are also subject to change to suit local conditions and requirements. Please enquire at your local Lexus Authorised Retailer of any such changes that might be required for your area.

Note: vehicles pictured and specifications detailed in this brochure may vary from models and equipment available in your area. Vehicle body colour might differ slightly from the printed photos in this brochure.

For further information please visit our website www.lexus.eu

Taking care of the environment is a priority for Lexus. We take many measures to ensure that during the lifecycles of our vehicles - from design, production, distribution, sales and service to end-of-life - their environmental impact is minimised. Your retailer will be happy to provide more information on end-of-life vehicle requirements.

* Lexus Europe is a division of Toyota Motor Europe NV/SA.

Printed in Europe, June 2010

