





SELECT

Technical data	32 - 33
Standard equipment	34 - 35
Luxury grade	36 - 37
Options and packages	38 - 39
The ownership experience	40 - 41
Interior and exterior colours	42 - 45

IS 250C

TECHNICAL DATA

ENGINE

Capacity (cm ³)	2500
Cylinders/valves	V6/24
Valve mechanism	Direct injection, dual VVT-i
Fuel type	Petrol, 95 octane or +
Max. power (kW @ rpm)	153 @ 6400
Max. torque (Nm @ rpm)	252 @ 4800

TRANSMISSION

Driven wheels	Rear-wheel drive
Transmission	6-speed automatic with sequential shift mode
Gear ratios	1st 3.538
	2nd 2.060
	3rd 1.404
	4th 1.000
	5th 0.713
	6th 0.582
	Reverse 3.168
Final drive ratio	3.909

PERFORMANCE

Max. speed (km/h)	210
0-100 km/h (s)	9.0

FUEL CONSUMPTION* (l/100 km)

Urban	131
Extra urban	71
Combined	9.3

CO₂ EMISSIONS* (g/km)

Emissions level	Euro IV
Urban	308
Extra urban	167
Combined	219

BRAKES

Front	Ventilated discs
Rear	Ventilated discs

SUSPENSION

Front	Double wishbone
Rear	Multi-link

STEERING

Type	Rack and pinion
Control system	Electric Power Steering (EPS)
Turns (lock to lock)	3.2
Minimum turning radius (m)	5.1

WEIGHTS (kg)

Gross vehicle weight	2075
Kerb weight (min.-max.)	1730 - 1750

DRAG COEFFICIENT

Cd value	0.29
----------	------

CAPACITIES (l)

Fuel tank	65
Luggage compartment **	
- with roof up	420
- with roof down	165

* The fuel consumption and CO₂ values are measured in a controlled environment, in accordance with the requirements of Directive 80/1268/EEC incl. its amendments, on a vehicle with European Standard equipment. For further information about, or if you are interested in purchasing a vehicle with European Standard equipment, please contact your Lexus Authorised Importer.

The fuel consumption and CO₂ values of your vehicle may vary from those measured. Driving behaviour as well as other factors (such as road conditions, traffic, vehicle conditions, installed equipment, load, number of passengers, etc.) play a role in determining a car's fuel consumption and CO₂ emissions.

** Calculated as per VDA method on an IS 250C specified with a tyre repair kit. When specified with a space-saver spare wheel, the luggage compartment figures are 391 and 109. Please consult your local Lexus Authorised Retailer regarding which specification and figures apply in your country.



IS 250C

STANDARD EQUIPMENT

ACTIVE SAFETY & DRIVING DYNAMICS

Anti-lock Braking System (ABS)
Brake Assist System (BAS)
Electronic Brake force Distribution (EBD)
Electric Power Steering (EPS), speed-sensitive
Traction Control System (TRC)
Vehicle Dynamics Integrated Management (VDIM)
Vehicle Stability Control (VSC)

PASSIVE SAFETY

2-stage airbag, driver
2-stage twin-chamber airbag, front passenger
Airbag cut-off switch, front passenger
Audible and visual front seatbelts reminder
ISOFIX attachment, outer rear seats
Knee airbags, driver and front passenger
Roll-over protection
Seatbelt pre-tensioners, front seats
Thorax Abdomen Pelvis (TAP) extended side airbags
with head protection, driver and front passenger
Tyre Pressure Warning System (TPWS)*
Whiplash Injury Lessening (WIL) front seats

SECURITY

Anti-theft system
- immobiliser
- intrusion sensor
- siren
Auto door locking
Double door lock

EXTERIOR

3-part retractable hardtop
- aluminium construction
- electric operation
- safety opening system
18" alloy wheels, 5-spoke design
- 225/40 R18 (front) and 255/40 R18 (rear) low profile tyres**
Door mirrors
- electrically adjustable, folding and heated
- integral turn signal indicator and puddle lamp
Front foglights
Light Emitting Diode (LED) tail and brake lights
Parking assist sensors, front and rear
Ultra Violet (UV) protection tinted glass
Windscreen de-icer

AUDIO, COMMUNICATION & INFORMATION

8-speaker premium audio system
- FM/AM RDS tuner
- automatic roof-down sound adjustment
- in-dash, single-slot 6-CD autochanger
- MP3/WMA compatibility
- USB port and AUX socket for audio connectivity
Bluetooth® mobile phone connectivity***
Multi-information display in centre instrument cluster
Optitron instrumentation
Steering wheel-mounted controls
- audio system
- multi-information display
- phone
- voice command
Voice command of Bluetooth® mobile phone functions

* Please consult your local Lexus Authorised Retailer for information regarding the specification status of this equipment item in your country.

** In some countries 17" alloy wheels are specified as standard equipment for technical reasons. Please consult your local Lexus Authorised Retailer regarding the specification status in your country.

*** Requires mobile phone to incorporate Bluetooth® technology. Please consult your local Lexus Authorised Retailer for a full list of compatible phones or to check the suitability of your existing mobile phone.

INTERIOR COMFORT AND CONVENIENCE

12 V socket in front centre armrest

Cruise control

Easy access to rear seats

- one-touch electric walk-in function

Electrically operated windows, front and rear

Electronic climate control air conditioning system

- automatic air-recirculation control
- automatic roof-down temperature adjustment
- clean air filter with active pollen removal mode
- separate driver/passenger temperature controls

Front centre armrest

Front seats, electrically adjustable

- 8-way adjustment, driver and passenger
- seat heating, variable temperature with extended heated area
- adjustable lumbar support

Illuminated entry system

Leather trimmed steering wheel and gearshift lever

Leather upholstery

Push start button

Rear centre console, fixed*

- armrest with 2 cup holders

Rear-view mirror, electro chromatic (auto-dimming)



Remote folding rear headrests

Smart entry and start system

Steering wheel, electrically adjustable (tilt and telescopic)

* Four seat capacity

- A. 18" alloy wheel, 5-spoke design
- B. Passive safety
- C. Interior comfort
- D. One-touch electric walk-in function
- E. Folding rear headrest



IS 250C LUXURY GRADE

LUXURY GRADE

Additional equipment over standard IS 250C model:

Door mirrors, electro chromatic (auto-dimming)
Front seat ventilation
High Intensity Discharge (HID) bi-xenon headlights with pop-up cleaners
Intelligent-Adaptive Front-lighting System (I-AFS)
Illuminated front door scuff plates
Memory function for front seats, door mirrors and steering wheel
Perforated leather (semi-aniline) upholstery
Rain sensing wipers
Wood inlays

- A. Wood inlay
- B. Front seat ventilation
- C. Illuminated scuff plate
- D. HID bi-xenon headlight
- E. Luxury grade*



* IS 250C Luxury grade illustrated is additionally specified with the cost options of drilled sport pedals and navigation and multimedia package. Please see pages 38 and 39 for further details.




IS 250C OPTIONS

SINGLE OPTIONS	IS 250C	IS 250C Luxury
Card key ^A	-	o
DAB (Digital Audio Broadcasting) radio upgrade module ^B	a / o	a / o
Drilled sport pedals and footrest ^C	o	o
Pre-Crash Safety System (PCS) with Adaptive Cruise Control (ACC) ^D	o	o

- = not available

a = available to order as an accessory

o = available to order as a cost option



IS 250C PACKAGES

PACKAGES	IS 250C	IS 250C Luxury
Navigation package	o	o
Navigation and multimedia package	o	o

o = available to order as a cost option

NAVIGATION PACKAGE

7" colour touch-screen, Electro Multi-Vision (EMV) display ^A
 Hard Disc Drive (HDD) pan-European navigation system ^B
 Dynamic Route Guidance (DRG)*
 Parking assist monitor
 Voice command (navigation, audio, climate control, phone)**

* Dynamic Route Guidance (DRG) is not available in all countries.

** Recognises English, French, German, Italian, Spanish, Dutch and Russian voice commands only.

NAVIGATION AND MULTIMEDIA PACKAGE

In addition to Navigation package:

12-speaker Mark Levinson® Premium Surround System ^D
 In-dash, single-slot, 6-CD/DVD player with 5.1 digital surround sound
 DVD video playback facility ^C
 Hard Disc Drive (HDD) sound library with Gracenote® database



THE OWNERSHIP EXPERIENCE

We see caring for your Lexus as the equivalent of caring for you. Every member of the Lexus team has contributed their skills and dedication to ensure that you experience the very highest levels of care. This extends to every aspect of our service. Excellence is more than just a goal – it is a passion for every one of us.

LOOKING AFTER YOUR LEXUS

Lexus SERVICE

Lexus Service is an invitation for you to entrust the well-being of your Lexus to dedicated professionals and an opportunity for us to provide unparalleled levels of care.

PROFESSIONAL CARE

We recommend that you always have your car serviced by a Lexus Authorised Repairer. All our certified diagnosis Master Technicians are continuously kept up to date on Lexus servicing, engineering and technology.

ENVIRONMENT

To reduce waste, parts replaced during servicing are collected and recycled, while air conditioning refrigerants are also recovered and reused. We are researching more efficient dismantling technologies for the time when the working life of your Lexus is over, and are developing ways to use shredder residue previously considered unrecyclable.

END-OF-LIFE VEHICLES

The legislation on end-of-life vehicles offers Lexus drivers a new and innovative way of returning their old vehicle to the producer.

WARRANTIES

3-YEAR COMPREHENSIVE WARRANTY

This covers any defect attributable to a manufacturing or assembly fault under normal use. It applies for three years or 100,000 km (60,000 miles), whichever comes first, with no mileage limitation in the first year.

3-YEAR SURFACE RUST AND PAINTWORK WARRANTY

This warranty covers your vehicle for surface rust and paint defects appearing on any of the painted body panels due to a fault in material or workmanship. There is no mileage restriction.

12-YEAR CORROSION WARRANTY

The warranty offers 12 years' coverage, regardless of mileage, against perforation of bodywork (from inside to outside) that develops due to corrosion caused by faults in material or workmanship.

These warranties are transferable to subsequent owners.

MOBILITY

We want to ensure that you enjoy driving your Lexus anywhere in Europe with complete peace of mind. This is why we provide free Lexus Euro Assistance 24* for the first three years of ownership. This programme ensures your mobility, to take you where you need to go. Part of this could include, for example, towing, hotel accommodation, car hire, repatriation of the vehicle and many more services should your Lexus be immobilised, stolen, or involved in a collision.

* Conditions may vary between countries. Please consult your local Lexus Authorised Retailer or Repairer for details.



INTERIOR COLOURS

The IS 250C is specified with high quality leather upholstery and alloy finish inlays as standard.

IS 250C

- A. Black leather
- B. Mellow White leather
- C. Alloy finish inlay

The IS 250C Luxury grade is upholstered with the finest perforated semi-aniline leather which is complemented by beautifully grained wood inlays.

IS 250C Luxury grade

- D. Black semi-aniline leather with Grey bird's eye maple wood inlays
- E. Black semi-aniline leather with Dark Brown bird's eye maple wood inlays
- F. Mellow White semi-aniline leather with Grey bird's eye maple wood inlays



The interiors illustrated above feature optional specification items at extra cost. Images are intended to illustrate interior colour combinations only.